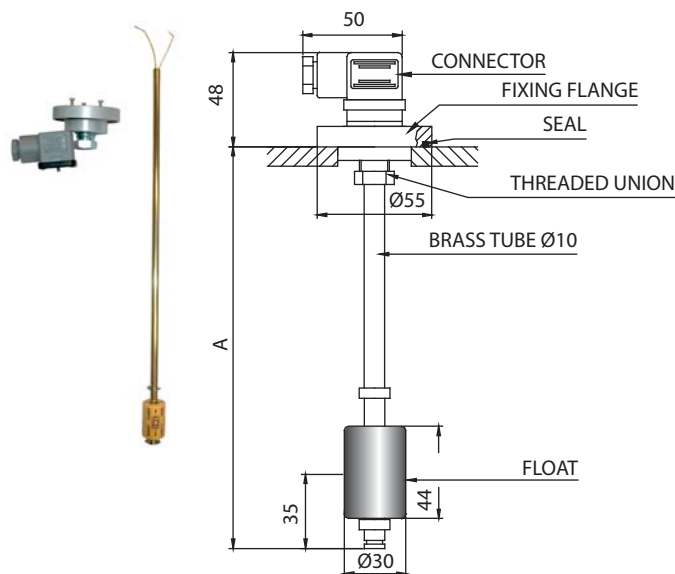


IEG-U1F IEG-U2F



UNIVERSAL ELECTROMAGNETIC LEVEL INDICATORS WITH ONE OR TWO POINTS

USE:

Made to ensure, with maximum safety, the minimum or maximum level of liquids in tanks (even under pressure at 10 bar) and hydraulic power packs containing mineral oils with viscosity not higher than 80°E; also suitable for gas oil and all other non-corrosive and inflammable liquids.

OPERATION:

When the float of the indicator encounters the Reed switch at the pre-established point, the contact activated by the magnet housed in the float opens or closes, thus obtaining the possibility of sending a luminous or acoustic signal or activating or disconnecting any electrical equipment connected to it.

FITTING THE INDICATOR:

The level indicator is supplied in an assembly Kit with tube 500 mm long (IEG-U1F/U2F) and 500/450 mm long (IEG-UMMF). The required length can thus be obtained with the aid of an ordinary pipe cutter.

Insert the wires and tube in the threaded union located under the flange, then suitable tighten for perfect assembly. Connect the connector to the flange and the respective wires to the base, and the level indicator is ready to use.

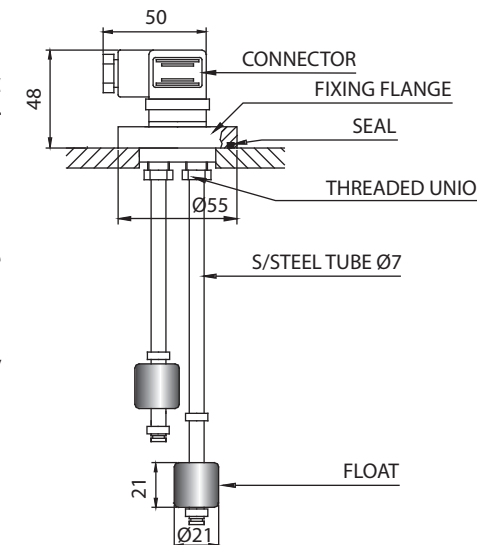
FITTING ON THE TANK:

The indicator must be fitted in the vertical position, and the float must be at least 35mm from ferrous surfaces (walls, tanks, etc.).

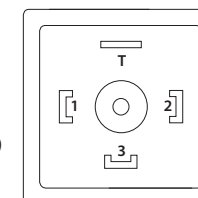
IMPORTANT:

To invert the contact from N.C. to N.O. just remove the bottom stop and turn the float upside down.

IEG-UMMF



CONNECTION:
Connector CE
DIN 43650 IP65 PG.9



MODEL	MATERIAL	CONNECTION	ELECTRICAL CONTACTS	ELECTRICAL CHARACTERISTICS					TEMPERATURE		
				POWER COMMUTABLE IN D.C.	POWER COMMUTABLE IN A.C.	CURRENT STRENGTH IN A.C.	COMMUTABLE VOLTAGE	PROTECTION	RANGE	TEFLON WIRES	MAX. PRESSURE
IEG - U1F	BRASS		SPST	80 W	80 V.A.	1,3 A	250 VDC/VAC	IP 65	-20 +80 °C	-20 +120 °C	10 Bar
IEG - UMMF	S/STEEL			40 W	40 V.A.	2 A	220 VDC/VAC				
IEG - U2F	BRASS		SPST	60 W	60 V.A.	1 A	230 VDC/VAC				