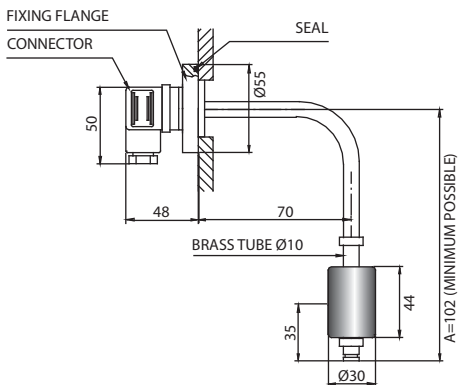


IEG-G1F
IEG-G2F

ELBOW ELECTROMAGNETIC LEVEL INDICATORS WITH ONE OR TWO CONTACTS AND FLANGED CONNECTION



USE:

Made to ensure, with maximum safety, the minimum or maximum level of liquids in tanks and hydraulic power packs containing mineral oils with viscosity not higher than 80°E; also suitable for gas oil and other non-corrosive and inflammable liquids.

OPERATION:

When the float of the indicator encounters the Reed switch at the pre-established point, the contact activated by the magnet housed in the float opens or closes, thus obtaining the possibility of sending a luminous or acoustic signal or activating or disconnecting any electrical equipment connected to it.

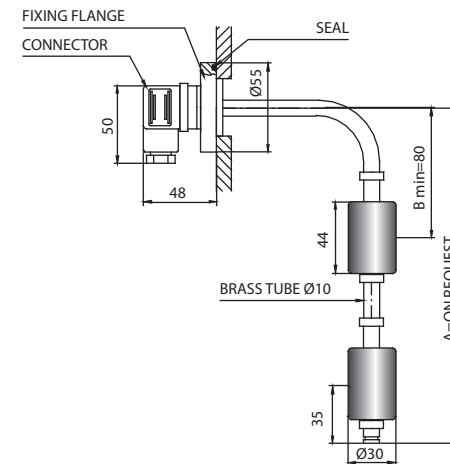
FITTING:

Fitting on the side of the tank allows installation of the Level when there is no room for it on the cover and, above all, when the place where the control unit is fitted is so narrow as to make fitting/removal of a level indicator fixed on the cover impossible.

IMPORTANT:


To invert the contact from N.C. to N.O. just remove the bottom stop and turn the float upside down. Two versions entirely in AISI 316 stainless steel can be obtained.




It is possible to have exchange contacts or other control points in addition to the two provided for by the GMMF version; in this case the connection head must be in aluminium and contain an adequate number of terminals for the needs.



CONNECTION:

Connector CE
DIN 43650 IP65 PG.9



MODEL	MATERIAL	CONNECTION	ELECTRICAL CONTACTS	ELECTRICAL CHARACTERISTICS					TEMPERATURE		MAX. PRESSURE
				POWER COMMUTABLE IN D.C.	POWER COMMUTABLE IN A.C.	CURRENT STRENGTH IN A.C.	COMMUTABLE VOLTAGE	PROTECTION	RANGE	TEFLON WIRES	
IEG - G1F	BRASS			80 W	80 V.A.	1,3 A	250 VDC 250 VAC	IP 65	-20 +80 °C	-20 +120 °C	10 Bar
IEG - GMMF			SPST								
IEG - G2F				60 W	60 V.A.	1 A	230 VDC 230 VAC				